


STAINLESS STEEL BAR



For the very best in stainless steel bar products, turn to TW Metals. We have the products, processing, pricing, and quality you're looking for.

The stainless steel bar products you need – when you need them.

TW Metals has the stainless bar products you need – including national inventories of 304 and 316 bar. Plus, we carry processed flat bar, special free-machining grades, food industry-approved grades, low-sulfur material, and dual-certified material.

TW Metals sources worldwide for its stainless steel bar products. And because we maintain a deep inventory at our strategically-positioned locations nationwide, you're assured of on-time delivery.



twmetals.com

**Specialty Metals Leadership.
Supply Chain Innovation.**

In the **TUBESALES** tradition.

TW Metals carries on the quality tradition of Tubesales, one of the most respected names in metal long products and services. As a result, we bring decades of specialized experience to your order.

Full processing capabilities.

TW Metals offers specialized cutting facilities for all types of stainless steel bar materials, ensuring accurate, straight, and distortion-free cut lengths to the tolerances you require.


Certified quality system.

We insist that suppliers meet the highest quality standards in their industries, and conduct regular inspections. And, we maintain test certificates to ensure full material traceability, along with a library of all current international standards and customer specifications.

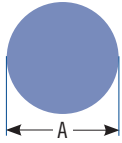
Competitive prices.

Best of all, TW Metals delivers all this quality, service, and value at highly competitive prices. And remember that additional products and alloys are available through customized supply programs tailored to your needs.

So when you need stainless steel bar, think TW Metals. Call us today at 1-800-203-8000.



ROUND ROD
12 Ft. Lengths



DIAMETER INCHES (A)	DIAMETER INCHES (A)	DIAMETER INCHES (A)
0.063	1.312	5.125
0.078	1.375	5.250
0.125	1.437	5.500
0.1562	1.4375	5.537
0.187	1.500	5.750
0.1875	1.5312	6.000
0.188	1.5625	6.125
0.250	1.563	6.250
0.2812	1.625	6.375
0.312	1.750	6.500
0.3125	1.875	6.609
0.313	1.937	6.750
0.3437	2.000	7.000
0.3747	2.0313	7.250
0.375	2.125	7.500
0.437	2.188	7.750
0.4375	2.250	8.000
0.438	2.3125	8.250
0.500	2.313	8.3125
0.505	2.375	8.500
0.562	2.500	8.609
0.5625	2.563	8.750
0.563	2.625	9.000
0.5938	2.750	9.500
0.624	2.875	10.000
0.625	2.900	10.3125
0.687	3.000	10.500
0.6875	3.0938	11.000
0.750	3.125	12.000
0.751	3.187	12.500
0.812	3.188	13.000
0.8125	3.250	14.000
0.875	3.375	15.000
0.876	3.469	
0.885	3.500	
0.937	3.625	
0.997	3.750	
0.999	3.875	
1.000	3.984	
1.0625	4.000	
1.063	4.125	
1.125	4.250	
1.1875	4.375	
1.188	4.500	
1.248	4.750	
1.250	5.000	

RECTANGULAR BAR
12 Ft. Lengths

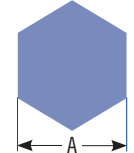
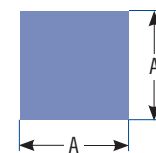


THICKNESS (A)	WIDTH (B)
0.125	0.500
	0.625
	0.750
	1.000
	1.250
	1.500
	1.750
	2.000
0.1875	0.500
	0.750
	1.000
	1.250
	1.500
	1.750
	2.000
	3.000
0.188	0.500
	0.750
	1.000
	1.125
	1.250
	1.500
	1.750
	2.000
0.250	0.500
	0.750
	1.000
	1.125
	1.250
	1.500
	1.750
	2.000
0.3125	1.000
	1.500
	2.000
	3.000
	4.000
	5.000
	6.000
	8.000
0.340	1.110
	1.750
0.375	0.500
	0.750
	1.000
	1.500

THICKNESS (A)	WIDTH (B)
0.375	2.000
	2.500
	3.000
	3.500
	3.600
	4.000
	5.000
	6.000
	8.000
	10.000
0.455	1.350
	0.750
	1.000
	1.250
	1.500
	1.750
	2.000
	2.500
	2.800
	3.000
0.500	3.500
	4.000
	5.000
	6.000
	8.000
	1.000
	1.500
	2.000
	2.500
	3.000
0.625	1.000
	1.500
	2.000
	2.500
	3.000
	5.000
	1.000
	1.250
	1.500
	1.750
0.750	2.000
	2.500
	3.000
	4.000
	5.000
	6.000
	1.250
	1.500
	1.750
	2.000
1.000	2.500
	3.000
	4.000
	5.000
	6.000
	1.250
	1.500
	1.750
	2.000
	2.500
1.250	1.500
	1.750
	2.000
	3.000
1.375	1.750
	2.000
	2.250
	4.000
1.500	1.750
	2.000
	2.250
	4.000

THICKNESS (A)	WIDTH (B)
1.500	6.000
	3.600
	4.000
1.750	4.500
	2.500
	3.000
2.000	4.000
	4.500
	6.000
	2.250
	3.500
2.500	3.300
	3.500
3.000	4.000
	4.000

SQUARE BAR 12 Ft. Lengths
HEX (Hexagonal Rod) 12 Ft. Lengths



SIZE INCHES (A)
0.125
0.188
0.250
0.375
0.500
0.625
0.750
1.000
1.250
1.500
2.000

SIZE INCHES (A)
0.1875
0.250
0.312
0.375
0.4376
0.438
0.500
0.562
0.5625
0.625
0.6875
0.750
0.812
0.813
0.875
0.9375
1.000
1.125
1.250
1.3125
1.375
1.750
2.250